

How do I use FUT Simple Trader?

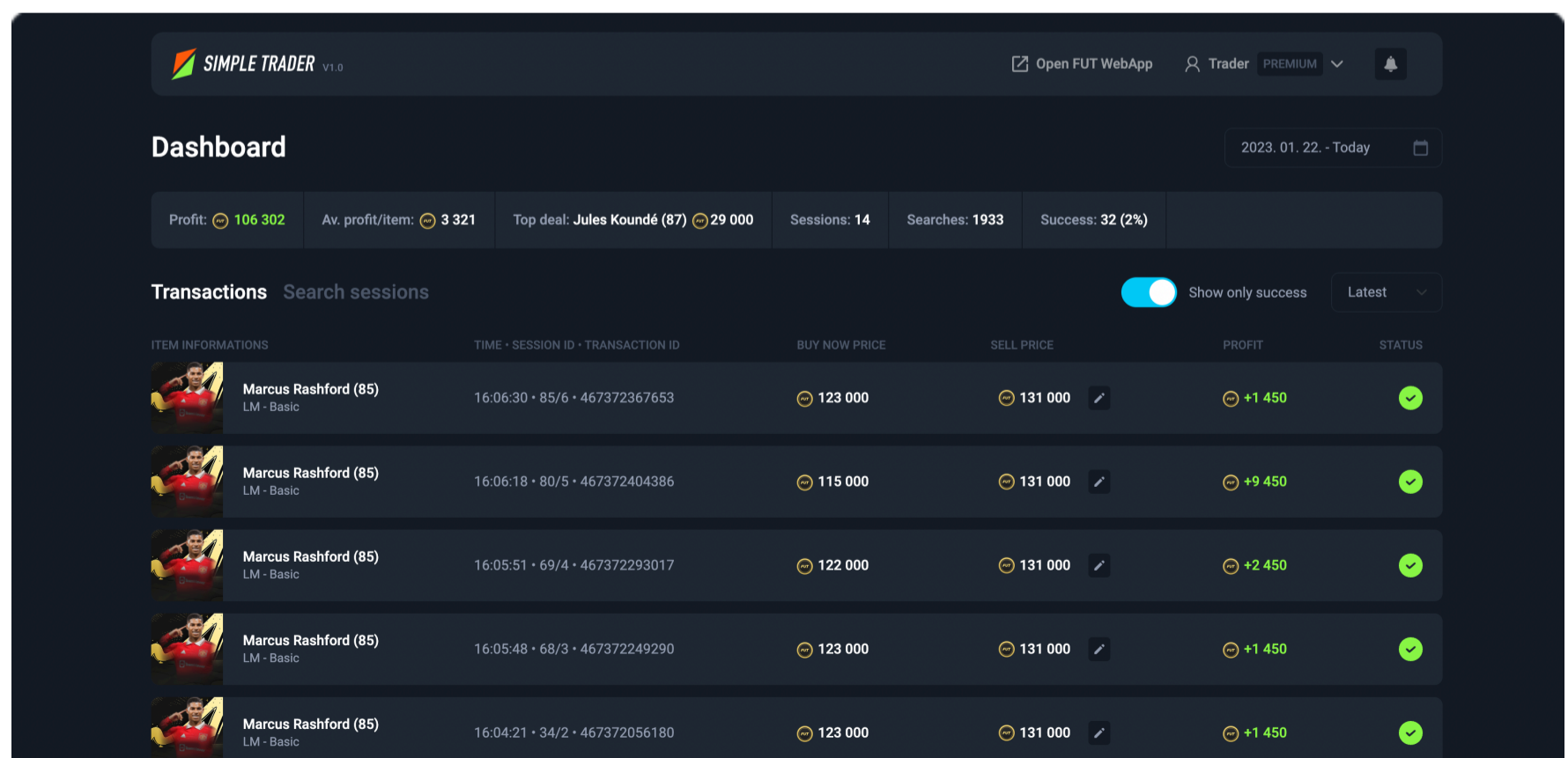


Table of Contents

1. What is FUT Simple Trader?
2. Installation and membership
3. Autobuyer
 1. How to Automatically Trade Cards
 2. Features Description
 3. General Usage and Safety Tips
4. Dashboard
5. Trading Tips and Methods
 1. Live filters
 2. Daily flipping
 3. Solution-Trade
6. Notifications
7. Support
8. FAQ






What is FUT Simple Trader?

The FUT Simple Trader service allows you to profit in the FIFA Ultimate Team market. You can gain an advantage over other users by using our Google Chrome plugin to automate the purchase and sale of cards. You'll be able to build a profile by buying cards at a discount and then selling them at a regular price.



The screenshot displays the FUT Simple Trader dashboard. At the top, there's a navigation bar with the logo 'SIMPLE TRADER v1.0', a link to 'Open FUT WebApp', a user profile 'Trader PREMIUM', and a notification bell. Below this is a 'Dashboard' section with a date range of '2023. 01. 22. - Today'. A summary row shows: Profit: 106 302, Av. profit/item: 3 321, Top deal: Jules Koundé (87) 29 000, Sessions: 14, Searches: 1933, and Success: 32 (2%).

The main section is titled 'Transactions' and includes a 'Search sessions' button and a 'Show only success' toggle (which is turned on). A dropdown menu is set to 'Latest'. Below this is a table with the following columns: ITEM INFORMATIONS, TIME · SESSION ID · TRANSACTION ID, BUY NOW PRICE, SELL PRICE, PROFIT, and STATUS.

ITEM INFORMATIONS	TIME · SESSION ID · TRANSACTION ID	BUY NOW PRICE	SELL PRICE	PROFIT	STATUS
 Marcus Rashford (85) LM - Basic	16:06:30 · 85/6 · 467372367653	123 000	131 000	+1 450	✓
 Marcus Rashford (85) LM - Basic	16:06:18 · 80/5 · 467372404386	115 000	131 000	+9 450	✓
 Marcus Rashford (85) LM - Basic	16:05:51 · 69/4 · 467372293017	122 000	131 000	+2 450	✓
 Marcus Rashford (85) LM - Basic	16:05:48 · 68/3 · 467372249290	123 000	131 000	+1 450	✓
 Marcus Rashford (85) LM - Basic	16:04:21 · 34/2 · 467372056180	123 000	131 000	+1 450	✓

Installation and membership

The full feature consists of three parts:

- the plugin app that you can use to automate trading;
- a special dashboard where you can check all statistics;
- and our social Discord interface, where you can maximize FUT Simple Trader's effectiveness with up-to-date trading tips.

The first step is to register on our website, after which you must install the application and choose a suitable subscription. Anyone can use our plugin for free. More information about the process can be found at the following link:

<https://dashboard.futsimpletrader.com/install>

After installing the extension successfully, a sidebar will appear next to the Web App, where you can log in with your FUT Simple Trader username to access the functions associated with your subscription package.

Autobuyer

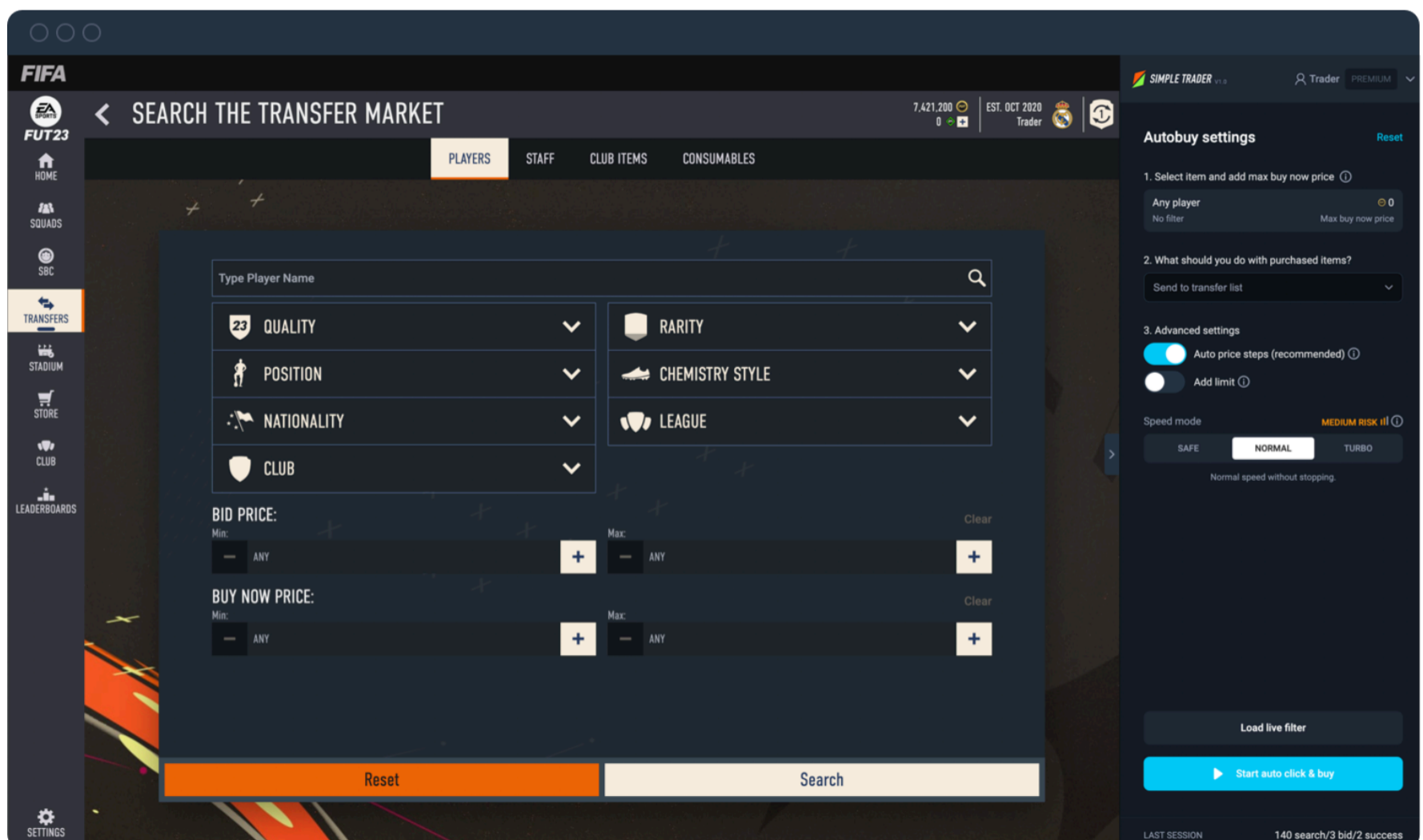
How to Automatically Trade Cards?

After the registration and installation processes, the application is ready to generate profit. Use the following steps to buy cards:

1. Navigate to Transfers or search the transfer market in the Web App.
2. Then, within the Web app, select the player you want to buy.
3. Decide the lowest price at which a player can be bought using a standard search. This is the price when the hit list includes only a few items and the cards have nearly 59 minutes to be bid on.
4. Set the price to be about 5-10% lower than the lowest price once we've decided the price and returned to specify the filter criteria. It's important to note that when selling cards, EA deducts a 5% tax from the price, so your profit will always be lower, so aim for 10%.

5. The next step is to set up automated purchases in FUT Simple Trader after you've configured the Web app. By default, it is enough to select what we want to do with the card after buying it.
 1. Nothing, so the item will be placed under the "Unassigned" tab, where we can store up to 5 cards. At such times, the program stops after five successful purchases.
 2. Automatically add to the transfer list and manually sell later.
 3. Automatically list the transfer market.
6. We can maximize our profits by using automatic listing. Choose this menu item from the list and enter the value "Buy now price." This is the amount specified in point 3. The "start price" is needed for all transactions and decides the minimum value for which your card can be bought. It's a clever idea to set it to the closest value to the "Buy Now Price."
7. After finishing the settings, click the "Start auto click and buy" button to begin the search. The app will then begin imitating the manual search process as soon as possible. The winning bids are automatically listed, and we can make a profit after the sale.

These few simple steps provide the FUT Simple Trader's basic functionality.



Feature description

Of course, you will be able to make advanced settings, which will be described below.

Search steps

The Web App tends to show the least up-to-date list when searching, so you can also list cards that are sold out. To always see the most up-to-date transaction list, we need to change a filtering parameter for each search. By default, this means that after each search (10 times in total), we increase the minimum value of the "Buy Now Price" by one unit. As soon as the maximum set amount is reached, the cycle begins all over again. This setting option can be customized, as well as combined with changing the maximum "Buy Now Price" in a similar mode. Tip: For lower-priced tabs, it's a clever idea to set these steps to less, and for more expensive ones, it's a clever idea to set them to more. In most cases, the default setting is suitable.

Add limit

You can set limits for automatic searches: search count, time limit, and a successful purchase. In this case, the trading bot will automatically stop according to the setting. This is a great solution if, for example, you only want to buy one player at an underpriced price or if you use, for example, our Live filters method and want to automate the system to search for that card in only 5-10 minutes.

Speed mode

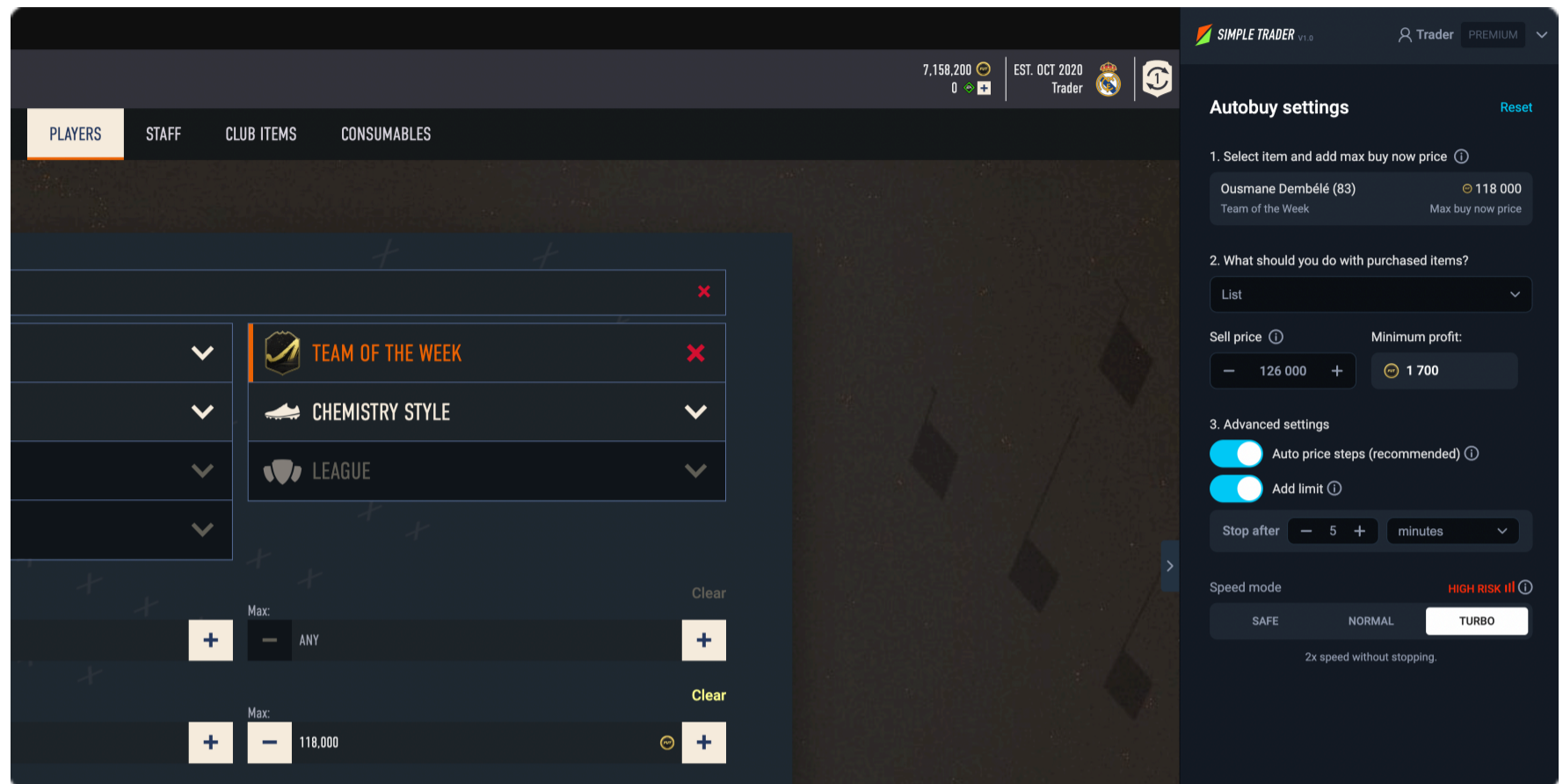
The three gears will go a long way toward helping you find the right way to take advantage of your daily safe search limit (more on that in the "General usage and safety tips" section).

With "Safe Mode," you can earn coins almost passively, without intervention, all day long. In this case, the app always takes a 2-minute break after 20 searches and then resumes it again.

"Normal mode" is an average speed, in which case you can leave the app alone several times, but it is worth taking breaks manually every 30 to 60 minutes.

"Turbo mode" works with a search speed of 2 times. This should be applied in cases where it is necessary to react quickly to changes in the market. Here, it is edgy to take breaks every 15-30 minutes. This requires the most attention, but we can make outstanding profits in a brief time.

Depending on the intensity, the degrees were divided into three risk groups: minimal risk, medium risk, and considerable risk. This shows the likelihood of receiving a "soft ban" or captcha for improper use. With due care, restrictions will not occur in either mode.



General usage and safety tips

Do not exit the browser window.

When you have started an automatic purchase process, you should not go to another browser tab. If you want to view other content in parallel with your purchase, open a completely new window. This solution is also suitable for you to follow the current session on the dashboard and see exact statistics.

Earn during busy times

To maximize profits, it is worth hunting for cards during the busiest period. This is typically from 18:00 to 23:00 (UK time) every day. In this case, the market spins much better, there are many more auctions, and we are more likely to get cheap cards.

Check your prices and settings

In the application, we try to provide as much protection as possible so that it is not possible to set up purchases that produce minuses. That said, always check to make sure you're buying players at the right price.

Safety Tips

EA, of course, defends itself against the unrestricted use of automatisms and robots to access Coin.

Therefore, above a certain search number, it will automatically log you out, forcing you to solve a captcha. This proves that you are not a robot. Once you have done this, you can use the web application again. This is a natural thing, regardless of whether you are searching the market in the web app or the game, manually or automatically.

In addition, there is a "Soft ban," which is what the player gets if he has used the market too much. This is where the number of searches and successful transactions counts. At a certain value, it briefly forbids you from using the market from the Web app. In this case, you will receive a red error message after pressing the search button with an empty list of results.

Based on our tests, this can range from a few minutes to a day, depending on how far we went overboard with the number of searches. The good news is that by following our rules, "Soft bans" can be completely avoided, and a captcha only rarely pops up. Learn more about safety tips here.

By following a few tips, you can reduce the chances of a profile ban and web app ban to almost zero:

- Always take breaks between search sessions;
- We consider about 5000 search numbers per day to be safe; try to divide this into as many sessions as possible;
- Apply "Turbo mode" only for intensive searches of a few minutes, and then take a break.
- If you still reach "Soft ban," pause searches for a couple of hours;
- Fill in the captcha carefully; do not make mistakes;
- Do not just use the web app; also spend time in the game regularly;

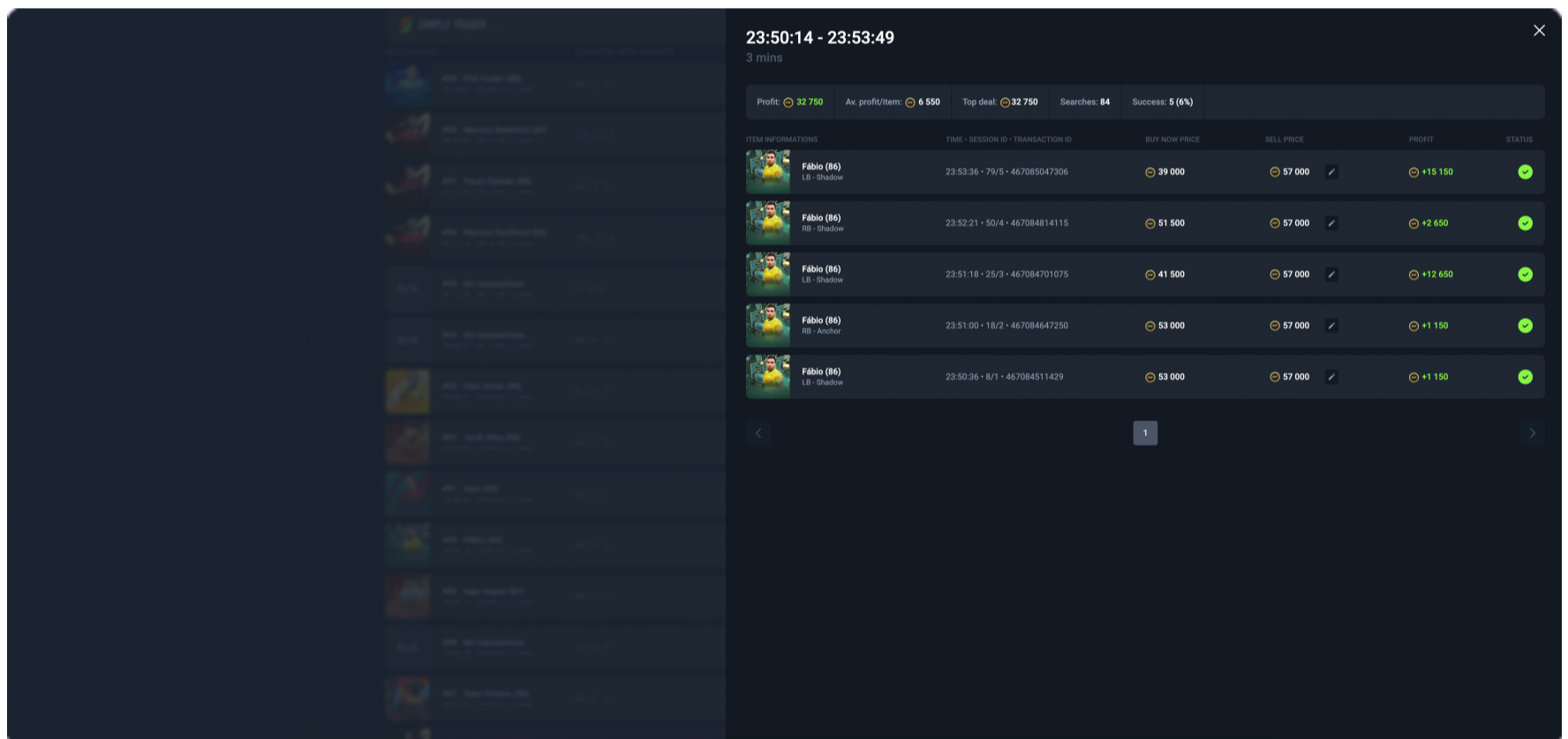
- And do not be impatient. If you follow these rules, you can make a big profit!

In many cases, their internal security enhancements protect our users. For example:






- We do not allow you to list the player for less than what you bought it for;
- If there are 10 or more results during the search, we do not bid by default; approval is needed to confirm that the settings are correct;
- And we expect confirmation when starting a search when no player is selected.

Dashboard

With the unique statistics dashboard, you can track all transactions and live events. You can see your most recent searches, search sessions, and statistics by visiting <https://dashboard.futsimpletrader.com/> and logging in with your username.



The screenshot displays a dashboard for a 3-minute session from 23:50:14 to 23:53:49. The session summary shows a profit of 32,750, an average profit per item of 6,550, a top deal of 32,750, 84 searches, and a 6% success rate. The main table lists five transactions for the player Fábio (86), all of which were successful.

ITEM INFORMATION	TIME - SESSION ID - TRANSACTION ID	BUY NOW PRICE	SELL PRICE	PROFIT	STATUS
 Fábio (86) LB - Shadow	23:53:36 - 79/5 - 467085047306	39 000	57 000	+15 150	✓
 Fábio (86) RB - Shadow	23:52:21 - 50/4 - 467084814115	51 500	57 000	+2 650	✓
 Fábio (86) LB - Shadow	23:51:18 - 25/3 - 467084701075	41 500	57 000	+12 650	✓
 Fábio (86) RB - Anchor	23:51:00 - 18/2 - 467084647250	53 000	57 000	+1 150	✓
 Fábio (86) LB - Shadow	23:50:36 - 8/1 - 467084511429	53 000	57 000	+1 150	✓

Trading tips and methods

Taking advantage of the trader bot, we try to focus on the safest, fastest trading methods. Users are much less exposed to the vicissitudes of the market if they pass on all their investments almost at once, but no later than within 24 hours.

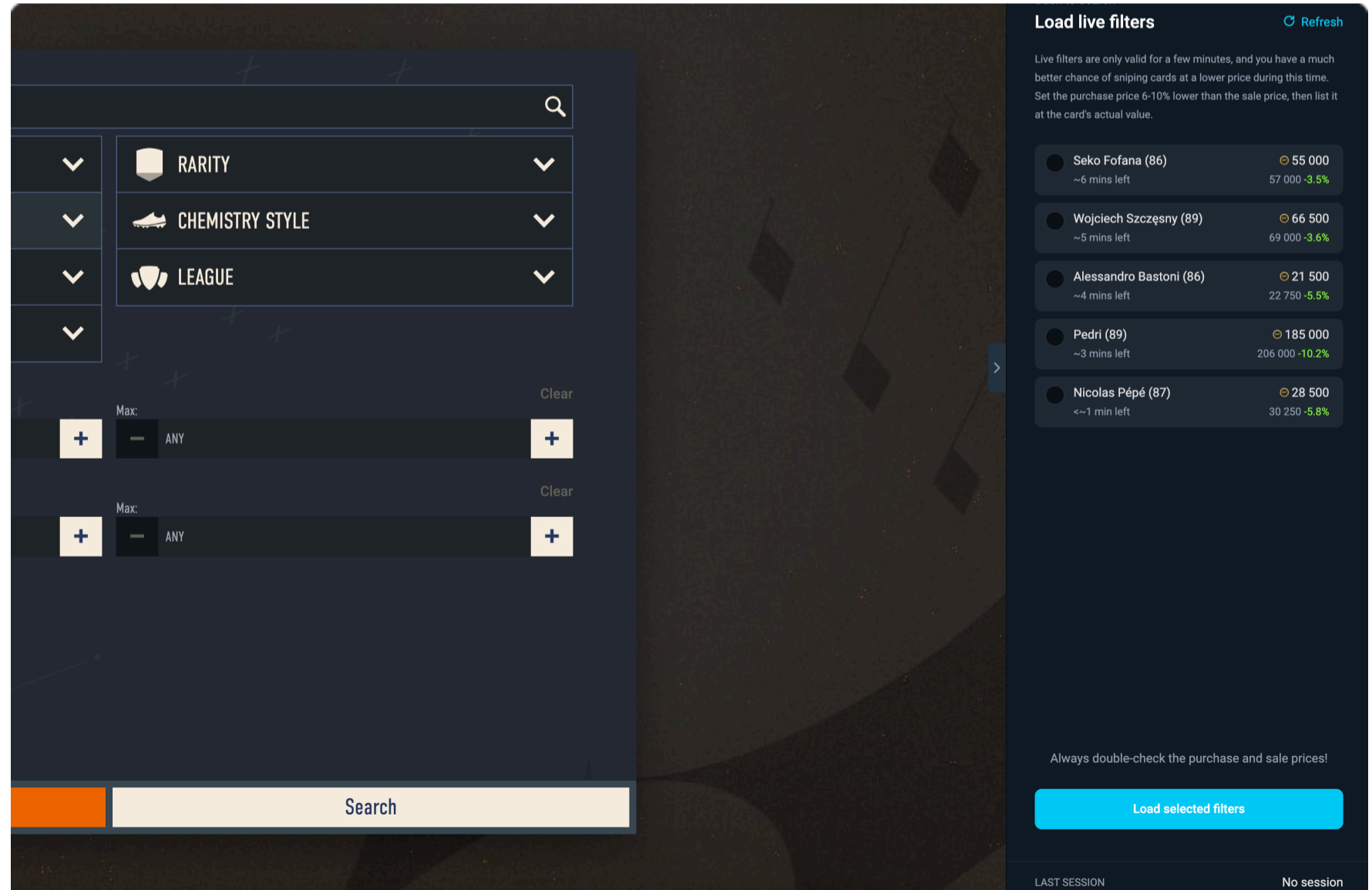
Of course, the plugin can complement any trading method (e.g., buying a lot of ruffles for the long term), but we focus exclusively on short-term versions and plan to continue to expand the service with similar methods.

Live filters

Live filters are only valid for a few minutes, and you have a much better chance of sniping cards at a lower price during this time. Set the purchase price 6-10% lower than the sale price, then list it at the card's actual value.

You can achieve these with the help of "Load live filter".

Watch our presentation video: https://www.youtube.com/watch?v=_Xv6qCfuXr4



The screenshot displays a trading interface with a dark theme. On the left, there is a filter panel with a search bar at the top. Below it are three filter categories: RARITY, CHEMISTRY STYLE, and LEAGUE, each with a dropdown arrow. At the bottom of the filter panel, there are two input fields for price ranges, each with a 'Max:' label, a 'Clear' button, and '+' and '-' buttons. A 'Search' button is located at the bottom of the filter panel. On the right, there is a 'Load live filters' section with a 'Refresh' button. Below this, there is a list of cards with their names, jersey numbers, current prices, and percentage changes. The cards listed are:

Player (Jersey No.)	Current Price	Change
Seko Fofana (86)	55 000	-3.5%
Wojciech Szczesny (89)	66 500	-3.6%
Alessandro Bastoni (86)	21 500	-5.5%
Pedri (89)	185 000	-10.2%
Nicolas Pépé (87)	28 500	-5.8%

At the bottom of the right panel, there is a 'Load selected filters' button and a 'LAST SESSION' indicator showing 'No session'.

Daily flipping

Daily flipping is an extremely popular trading method. The prices of rarer cards (for example, Hero and Icon) fluctuate within 24 hours; with the right timing, we can buy them at the lowest price and then pass them on later at the peak of the price.

To make sure you never miss those low points, we also send you notifications at the right moment on Discord.

In many cases, a trading bot is also not needed, but for extra profit, it may be worth starting an automatic search to win transactions at the lowest possible price.

Solution trade

In the game, we can solve SBC (Squad Building Challenge) tasks daily. The essence of this is that we must put together 11 cards based on different conditions (for example, 11 players of similar nationalities), in return for which the game offers extra packs.

As a result, there is often an oversupply of certain cheap sheets, in which case it is worth hunting for them. Many players do not know that the price of a card that seems worthless can go up to 10-20 times and has gone up, so they can even land it at the original, minimum price.

After successful purchases, you just need to list with the bot at the current market price, and you have already made a profit.

Notifications

Through the Dashboard and Telegram, you can receive notifications about current sessions and won transactions. You can set this up at this link.

Support

For more questions, please visit the FAQ section of our website, <https://www.futsimpletrader.com/>, or feel free to contact us on our Discord channel or by email.